

Kameleon K1.2

PRODUCT INFORMATION

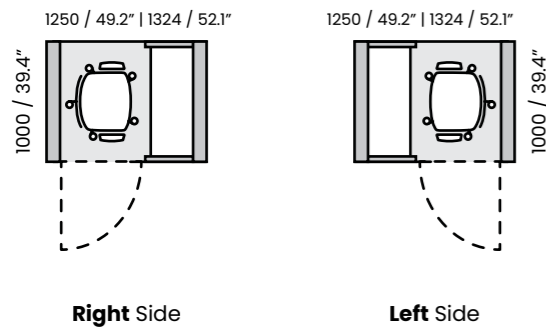


ASKÍA
ACOUSTIC PODS


All KAMELEONS have reversible opening doors

The door opening direction for all Kameleon booths can be switched just by rotating the frame during installation. The door handle is made from painted stainless steel. All glass panels are mounted on aluminium frames. All metal parts are powder coated with a special antimicrobial coating.

Door orientation | Door handle




Dimmer



Light and ventilation dimmer offers seamless control over your environment. With intuitive knobs, you can easily adjust the lighting and airflow to create the perfect ambiance.


Floor | Ceiling



The ceiling features dark grey Acoustic PET Felt panels made from 100% recycled polyester fiber, while the floor is finished with a melange grey, sound-absorbing polyamide carpet. An overhead LED light provides ample, even illumination

Integrated LED Spot Light
Power usage per LED: 3.8W
Input: 12V
Lumen output: 345 lumen
Color Temperature: 3000K
Color Rendering Index: 83

Glass



Acoustic Laminated Glass
12mm / 0.5" thick acoustic laminated glass with acoustic foil ensures high soundproof performances. The acoustic interlayer also helps retain broken glass fragments if the glass is broken, reducing the risk of injuries.

Table | Socket

The table is made from chipboard and laminated with antimicrobial HPL in White or Black satin finish.

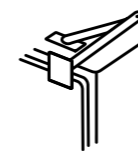
2 x Power outlet
1 USB Type A and 1 USB Type C charger
1 x CAT6 Ethernet socket

Available for:


EU UK AUS US FR/BE CH



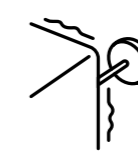
Add-ons



Door Damper



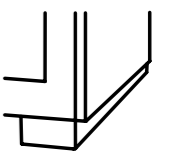
Sprinkler Kit



Seismic Kit



Room Booking



Leg Mask

Digital Tools



Online Configurator
Personalize every part of your pod with over 10,000 customization options to perfectly suit your space. Each configuration is easy to create and share.



Augmented Reality
You can virtually insert your 3d configuration in your office space using our AR button from our Online Configurator.



pCon Planner
You can configure, download, and integrate the pods seamlessly into your projects directly via pCon Planner.

Interchangeable panels between **KAMELEONS**


Fabrics used in our products have OEKO-TEX STANDARD 100 label and are EU Ecolabel certified. Acoustic felt has emission class A+ and VOC (France) A+. Plywood and other composite materials used are CARB 2 compliant and have emission class E1. Foams used in our products certified by and conform to the CertiPUR standard. Acoustics foams have OEKO-TEX STANDARD 100 label. WOOD GLUE: M1 Emission Classification certification. All wood FSC / PEFC certified.

Interior Panel




Acoustic Felt - Dark grey Acoustic Felt + Fabric

Solid Back Panel



Acoustic Felt + Fabric Chipboard + Fabric Chipboard + Melamine
 Cork Pinboard Plywood Chipboard + Veneer
 Whiteboard

Exterior Panel



Round Horizontal Round Vertical Round Corners
 Chipboard + Fabric Acoustic Felt + Fabric Chipboard + Melamine
 Chipboard + Veneer Plywood Moss
 Whiteboard Cork Pinboard Slats
 Pegboard


Fresh air in all **KAMELEONS**

Ventilation



The booth is equipped with a dual-ventilation system designed to ensure optimal air quality and comfort. Fresh, filtered air enters through ground-level vents, while ceiling-level vents extract stale air, creating a continuous circulation cycle. A motion sensor automatically activates both the lighting and ventilation when the booth is in use, maintaining efficiency and energy savings. After the user exits, the fans continue operating for an additional 5, 15, or 30 minutes—depending on the selected setting—to fully refresh the interior air.

Fan speeds can be precisely adjusted from 15% to 100% using a dimmer control, allowing users to tailor the airflow to their comfort. Throughout operation, the system continuously replaces and filters the air, maintaining a clean and healthy environment. The complete air exchange cycle time is optimized according to the pod size, ensuring consistent performance across different models.




Fabrics for Interior & Exterior panels



Chipboard + Melamine for Exterior panels



Chipboard + Veneer for Exterior panels




Plywood for Exterior panels




Special Finishes for Exterior panels




Green Wall for Exterior panels




Acoustic Felt for Interior panels



Carpet

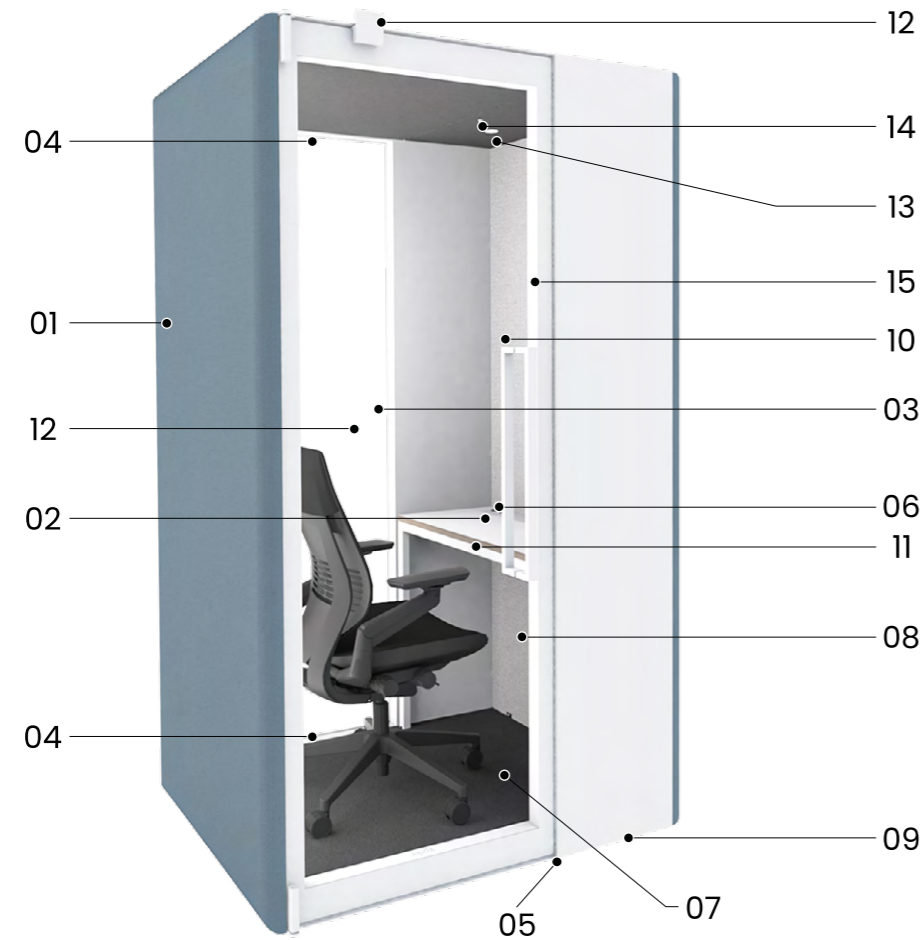


Antimicrobial HPL for Table tops



Antimicrobial Coating for Metal parts



**01 Exchangeable exterior panel**

You can choose new panels from a variety of shapes, finishes and colours which are available to view in our [online configurator](#) or in [AR](#).

02 Connectivity

2 Power sockets - 230V, 50Hz, max 10A
1 USB Type A and 1 USB Type C charger
1 CAT6 Ethernet sockets

03 Left / Right Reversible opening door

When you install the frame, you can choose the door opening direction just by rotating it.

04 Airflow inlet & outlet

Our ventilation system is highly efficient and features ultra-silent fans, with adjustable airflow.

05 Power and ethernet outlets

The power supply and ethernet outlet can be easily connected at the bottom. Each booth comes equipped with a 3m / 118" power cord.

06 Lighting & ventilation dimmers

Light and ventilation dimmer lets you easily adjust lighting and airflow for the perfect ambiance.

07 Tufted polyamide carpet

Soft carpet with a high level of comfort and higher noise insulation impact.

08 Acoustic Laminated Glass

12mm / 0.5" thick acoustic laminated glass ensures high soundproof performances.

09 Levelers + Wheels

All Kameleon booths come equipped with wheels and leveling feet. Whenever you want to move your booth, you can do it very easily.

10 Interchangeable interior panel

You can choose from a variety of finishes and colours through our [online configurator](#). If you want to get other finishes, the panels can be easily changed.

11 Table tops

All table tops are made from pine plywood and laminated with antimicrobial HPL.

12 Solid back panel

You can opt in for a Solid Back panel instead of the Acoustic Laminated Glass.

13 Adjustable LED light

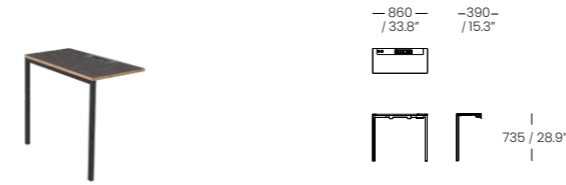

You can easily adjust the overhead warm LED light to suit your activity using the dimmable knob.

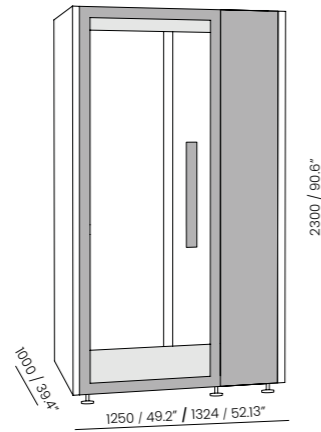
14 Motion sensor

The motion sensor activates the lights and fans. After you leave, ventilation continues for 5, 10, or 15 minutes to keep the air fresh.

15 Magnetic Lock System

The magnetic lock system makes the daily usage more comfortable. The rubber gaskets help seal the door thus minimizing the noise coming from outside.

Table**Exterior Hanging Whiteboard****Exterior Hanging Pinboard****Interior Hanging Pinboard + VESA for K1.2****Coat Hanger**



The K1.2 is a compact yet fully equipped acoustic booth, offering the same premium features as the K1.5 in a space-saving design. Optimized for a small desk, it ensures excellent sound isolation, ventilation, and lighting, providing a quiet and comfortable workstation for calls, remote work, or focused tasks without taking up excess space.

| | |
|--------------------------|---|
| Dimensions | Exterior W 1250 / 49.2" D 1000 / 39.4" H 2300 / 90.6" (18 / 0.7" Exterior Panels) |
| | Exterior W 1324 / 52.13" D 1000 / 39.4" H 2300 / 90.6" (55 / 2.2" Exterior Panels) |
| | Interior W 1118 / 44.02" D 976 / 38.4" H 2020 / 79.5" |
| Weight | 430 kg |
| | Weight with crate 540 kg / 630 kg* |
| Glass Door | Laminated tempered glass 12 / 0.5" |
| | Glass Door with frame W 800 / 31.5" D 85 / 3.3" H 2195 / 86.4" |
| | Door Opening W 698 / 27.5" H 2020 / 79.5" |
| | Reversible opening Left & Right |
| | Magnetic closing door |
| Glass Wall | Laminated tempered glass 12 / 0.5" |
| Interior Panels | Acoustic PET Felt Dark grey |
| | Acoustic PET Felt Dark grey with various fabrics and color options |
| Exterior Panels | Round Horizontal, Round Vertical & Round Corners 55 / 2.2" |
| | Acoustic Felt + Fabric 18 / 0.7" |
| | Chipboard + Fabric 18 / 0.7" |
| | Chipboard + Melamine, Chipboard + Veneer 18 / 0.7" |
| | Plywood 18 / 0.7" |
| | Whiteboard 18 / 0.7" |
| | Pinboard 18 / 0.7" |
| Moss 55 / 2.2" | |
| Solid Back Panels | Acoustic Felt + Fabric 18 / 0.7" |
| | Chipboard + Fabric 18 / 0.7" |
| | Chipboard + Melamine, Chipboard + Veneer 18 / 0.7" |
| | Plywood 18 / 0.7" |
| | Whiteboard 18 / 0.7" |
| | Pinboard 18 / 0.7" |
| Ceiling | Sandwich element of beech wood and Acoustic PET Felt |
| Floor | Sandwich element of beech wood |
| Carpet | Tufted polyamide carpet |
| Structural Walls | Chipboard panel |
| Table | Pine Plywood Laminated with Antimicrobial and Anti fingerprint HPL Black White |

| | |
|----------------------------|---|
| Lighting | LED |
| | Energy consumption 7.6W |
| | Input 12V |
| | Energy efficiency A+ Light efficiency 156 lm/W |
| | 3000k |
| | Stand-by mode after 5 15 30 min of no motion |
| Ventilation | 2 Fans activated by motion sensor |
| | Air exchange in 42s (obtained at 100% fan speed) |
| | Maximum airflow 35 l/s |
| | Air particle filter |
| | Adjustable fan speed levels: 15% - 100% |
| | Acoustical noise with L.N.A. - 19.2dB(A) per fan |
| | Stand-by mode after 5 15 30 min of no motion |
| Operating voltage 12V | |
| | Max. power 6.2W |
| Power | Main supply 110 - 240V 50/ 60Hz |
| | Power plug for EU (UK USA AUS FR/BE CH on request) |
| | Energy consumption 14W |
| Output | 2 x Power socket - 230V, 50Hz, max 10A |
| | 1 x USB Type A and 1 x USB Type C charger |
| | 1 x CAT6 Ethernet socket |
| Specifications | Adjustable Motion Sensor for Lighting and Ventilation: 5 15 30 min |
| | Wheels for easy placement |
| | Floor adjuster legs for leveling |
| | Exchangeable Exterior and Interior Panels |
| | Installation time 65 min. with 3 people |
| Elevator Dimensions | W 1100 / 43.3" D 1400 / 55.1" H 2200-3000 / 86.6"-118.1" |
| | WD 800 / 31.5" HD 2200-2400 / 86.6"-94.5" |
| Metal parts | Antimicrobial powder coated paint Satin Black Satin White |
| Warranty | 5 Years (2 years for electrical components) |

DESCRIPTION

The K1.2 is a compact yet fully equipped acoustic booth, offering the same premium features as the K1.5 in a space-saving design. Optimized for a small desk, it ensures excellent sound isolation, ventilation, and lighting, providing a quiet and comfortable workstation for calls, remote work, or focused tasks without taking up excess space.

DIMENSIONS

Exterior dimensions **W** 1250 / 49.2" or 1324 / 52.13" **D** 1000 / 39.4" **H** 2300 / 90.6"
Interior dimensions **W** 1118 / 44.02" **D** 976 / 38.4" **H** 2020 / 79.5"

EXTERIOR PANELS**Exchangeable Exterior Panels**

18 mm / 0.7" thick panels with straight edges
55 mm / 2.2" thick panels with round edges

Exterior Panels segments

Split (Up + Down) or Full panel option
With Split option you can combine colors
Split option helps you to carry the panels easily in a small elevator

Exterior Panels finishes

Textile, Melamine, Veneer, Plywood, Cork Pinboard, HPL Whiteboard, Moss

SOLID BACK PANELS**Exchangeable Exterior Panels**

18 mm / 0.7" thick panels with straight edges

Exterior Panels segments

Split (Up + Down) or Full panel option
With Split option you can combine colors
Split option helps you to carry the panels easily in a small elevator

Exterior Panels finishes

Textile, Melamine, Veneer, Plywood, Cork Pinboard, HPL Whiteboard, Moss

INTERIOR PANELS**Exchangeable Interior Panels**

12 mm / 0.5" thick Acoustic PET Felt

Interior Panels finishes

Uncovered Acoustic PET Felt Dark grey
Acoustic PET Felt Dark grey covered in textile

DOOR

Reversible opening Left & Right (indication of door opening direction not necessary)
Laminated tempered glass 12mm / 0.5" (with silent foils inside)
Magnetic closing door system
Door handle coated with antimicrobial paint

BACK GLASS WALL

12 mm / 0.5" Laminated tempered glass

LIGHTING

LED ceiling light run by motion sensor

VENTILATION

2 Fans activated by motion sensor
Air exchange in 42s (obtained at 100% fan speed)
Maximum airflow 35 l/s
Air particle filter
Stand-by mode, after 5 | 15 | 30 min of no motion
Adjustable fan speed levels: 15% - 100%
Acoustical noise with L.N.A. - 19.2dB(A) per fan

POWER CONNECTION

Main supply 110 - 240V 50/ 60Hz
Power plug for EU (UK | USA | AUS | FR/BE | CH on request)

POWER OUTPUT

2 Power socket - 230V, 50Hz, max 10A
1 USB Type A and 1 USB Type C charger
1 CAT6 Ethernet socket

METAL PARTS

Antimicrobial powder coated paint - Satin Black | Satin White finish

TABLE

Pine Plywood Laminated with Antimicrobial and Anti fingerprint HPL Black | White

SPECIFICATIONS

Wheels for easy placement
Wheels for easy placement
Floor adjuster legs for leveling
Exchangeable Exterior and Interior Panels
Adjustable Motion Sensor for Lighting and Ventilation: 5 | 15 | 30 min

CARPET

Full covered floor with sound-absorbing polyamide carpet

ACOUSTICAL PERFORMANCE

In testing

ELEVATOR

W 1100 / 43.3" **D** 1400 / 55.1" **H** 2200-3000 / 86.6"-118.1"
Door **WD** 800 / 31.5" **HD** 2200-2400 / 86.6"-94.5"

INSTALLATION

Installation time 65 min. with 3 people

The logo for ASKIA, featuring the word "ASKIA" in a bold, black, sans-serif font. The letter "A" is stylized with a horizontal line through its middle, and the letter "I" has a small horizontal bar at its base.

Eliade Tower,
Mircea Eliade No.18
RO-Bucharest, 012015

T +40 212 121 381
contact@askiafurniture.ro

www.askiafurniture.ro